

Mario Bros.

1 Controls


2 Getting Started

3 Basic Play

4 Game Screen

5 Items

Basic Controls

| | |
|------------------------------|---|
| Move left/right |  |
| Jump/Punch | A |
| Confirm selection/Pause game | START |
| Menu navigation | SELECT |

Choose the number of players and game difficulty with SELECT, and begin your game with START.



- ◆ There are two difficulty levels in the game. A is normal difficulty, and B is hard difficulty.

3

Basic Play

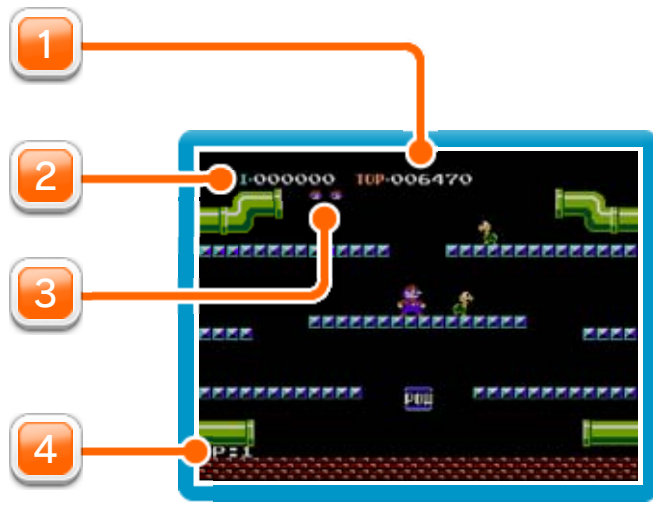
Punch the ground beneath an enemy to knock them onto their backs, and then run up and kick them while they are down



to finish them off. Defeat a set number of enemies to progress on to the next phase.

You will lose a life if you touch an enemy. Lose all of your lives and it will be game over.

- ◆ For every 20,000 points accumulated you will gain an extra life.




1 Top score

2 Score


3 Remaining lives

4 Current phase



POW Block

Punch this and all on-screen enemies will be flipped onto their backs.



Coin

These appear when enemies have been defeated. Grab them to increase your score.