

Super Mario Bros.

1 Controls

2 Getting Started

3 Basic Play

4 Game Screen

5 Items

Basic Controls

Move	+
Jump/Swim	A
Run/Throw a fireball	B
Pause game/Confirm selection	START
Menu navigation	SELECT

Other Controls

Crouch	Hold + to crouch (Super Mario/Fire Mario only).
Enter a pipe	Press + when standing above a pipe, or press + to enter a horizontal pipe from the side.
Ascend/ Descend beanstalks	Press + to ascend/descend.
Defeat enemies	You can defeat most enemies by jumping on them or, if they are walking on a block, hitting that block from below. You can also defeat them by kicking shells in their direction or by firing a fireball at them.

2

Getting Started

Use SELECT to select the number of players, and START to start your game.



3

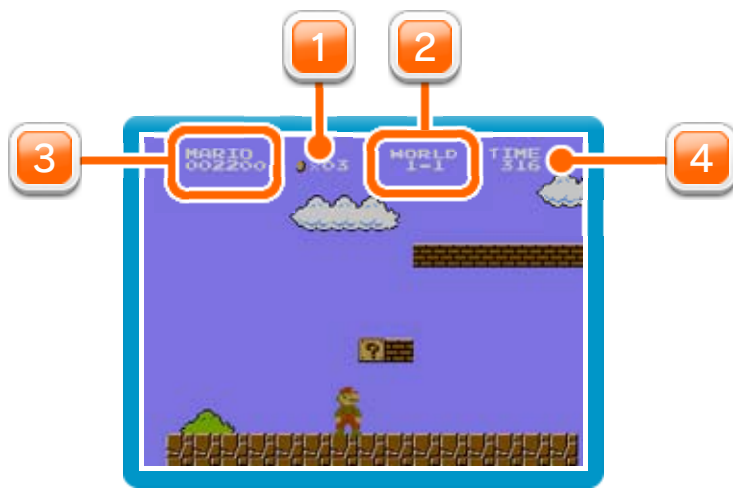
Basic Play

Clear the game by grabbing on to the pole at the end of each area, and by defeating the bosses lying in wait in the deepest reaches of each world's castle.



Should you be hit by an enemy or enemy attack while playing as small Mario, fall down a hole or alternatively run out of time you will lose a life.

Should you lose a life with no lives remaining then it will be game over.



1 Number of coins

2 Current world and area


3 Player and score

4 Remaining time




Coin

Collect a total of 100 coins to gain an extra life.




Super Mushroom

Transforms small Mario into Super Mario.



Fire Flower

Transforms Super Mario into Fire Mario.



Starman

Makes Mario invincible for a short period of time.